


2000 Slide Switches - Snap fit and panel mount 10A 250Vac



- ▶ 2 way 'voltage selector'
- ▶ Ratings up to 16A, 250V ac
- ▶ Snap fit and panel mount
- ▶ PCB & solder terminals
- ▶ 2 and 3 position
- ▶ Choice of circuits
- ▶ Choice of actuators



10 A 250Vac T85
6(3)A 250Vac T85



UL CSA 16A 250Vac Non Inductive
UL CSA 4A 300Vac
UL 65°C, file no. E45221, CSA file no. LR10990



RoHS compliant

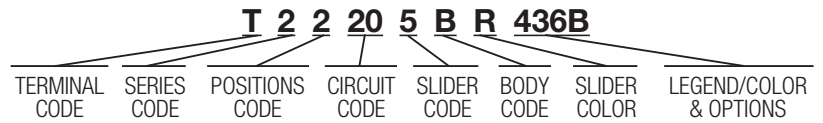
μ contact gap

Please specify: Standard action (SP116) or light action (SP118).
2000 series lubrication is inorganic and does not degrade plastics.

Technical data on pages 4 & 5.

115/230 is preferred legend

B BLACK
W WHITE
R RED



ORDER FORMAT

TERMINAL	SERIES	POS'N	CIRCUIT <small>Viewed from back</small>	SLIDER									
K 2.8 x 0.8	2	Switching positions	10	0	6	C	L	S					
			20	2	7	D	M	T					
			30	3	8	E	N						
			40	4	9	H	P						
R 2.8 x 0.8	2	Switching positions	10	5	A	K	R						
			20	6									
			30	7									
			40	8									
T Solder	3	Switching positions	10										
			20										
			30										
			40										
X PCB 0.8 Sq. For mounting stability switches have extra "support" terminals * Nominal - Dimension varies with body type. For exact figure call sales	3	Switching positions	10										
			20										
			30										
			40										

slide switches



T22208E ---



T22308E ---



T2230MF ---



T22205B ---



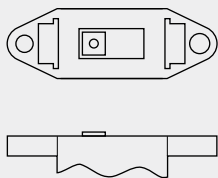
T22305B ---



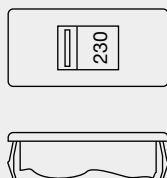
T23204B ---

BODY

B With mounting holes




E Snap fit



Cut-outs must be punched in the direction of insertion

F Snap fit (single pole ON OFF only)



Cut-outs must be punched in the direction of insertion

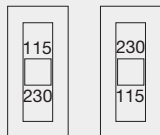
OPTIONS

Color

For custom slider colors call the factory. A full range is available for large orders

Standard body color is black

Legend printing



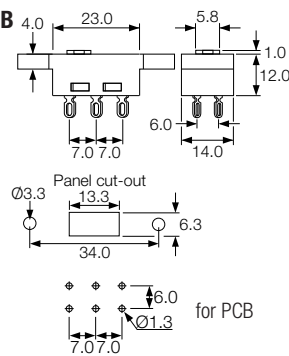
436() 437()

() is legend color
(B) - Black
(W) - White
(R) - Red

Please call the sales for custom legends

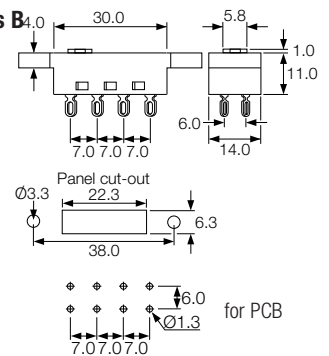
DIMENSIONS (mm)

2 Pos B

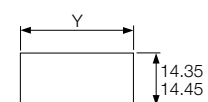
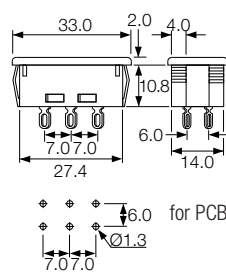


Cut-out / PCB Matrix

3 Pos B

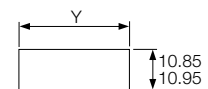
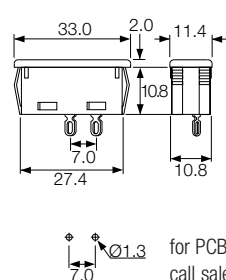


2 Pos E



Panel thickness	Dim. Y
0.8-1.2	29.75/29.85
1.63	30.15/30.25
2.0	30.35/30.45
2.5	30.55/30.65

2 Pos F



Panel thickness	Dim. Y
0.8-1.2	29.75/29.85
1.63	30.15/30.25
2.0	30.35/30.45
2.5	30.55/30.65

for PCB, call sales for details