

8600 Rocker Switches - Miniature 10A 250Vac Single & Double Pole



- ▶ Miniature rocker switch
- ▶ Ratings up to 16A, 250Vac
- ▶ Single & double pole
- ▶ Single throw or double throw
- ▶ Momentary Options
- ▶ 187 TAB, solder and PCB terminals
- ▶ Illuminated and non-illuminated
- ▶ Matching indicators
- ▶ Panel cut out
single: 19.3 x 12.9
double: 19.3 x 21.9



10(4)A 250Vac T90 (unless noted below)



UL CSA See ratings below
UL 65°C, file E45221, CSA file LR10990

In house test

Inrush 50A to EN61058-1 & 10A 24Vdc



RoHS compliant

3mm contact gap except where marked μ .
Technical data on pages 4 & 5 (switches), 6 (indicators).

NON-LIT		LIT	
B BLACK	B BLACK	A AMBER	2 125V NEON
R RED	R RED	C CLEAR	3 250V NEON
W WHITE	W WHITE	G GREEN	7 12V INCANDESCENT
		R RED	

H 8653 V B B R 2 551W

ORDER FORMAT

TERMINAL CODE FUNCTION CODE ROCKER CODE BODY CODE BODY COLOR ROCKER COLOR LAMP VOLTAGE (if required) LEGEND & OPTIONS

TERMINAL	FUNCTION		ROCKER
H 4.8 x 0.8	Approvals & ratings vary with function 	ON OFF Switches are ON when pressed over terminal 3 	V Curved
T 3.5 x 0.8 Solder	8600 10(4)A 16A 250V, 10A 277V 1/2HP 277V, 1/4HP 125V 	8650 10(4)A 10A 277V 1/2HP 277V, 1/4HP 125V 	V Curved (lit)
X PCB 0.8 Sq	8601 6(1)A 16A 250V, 6A 277V 	8651 6(1)A 6A 277V 	D Paddle lever (Single pole non-lit only)
	8602 10A 16A 250V, 10A 277V 	8652 10(4)A 6A 277V 	H Slotted for actuator (8600 and 8610 only)
	N/A	8653 10(4)A 6A 277V 	F Flat Indicator only (Single pole)
	8610 6(1)A 10A 277V 1/2HP 277V, 1/4HP 125V 	8660 6(1)A 10A 277V, 1/2HP 277V 1/2HP 277V, 1/4HP 125V 	
	8611 6A 277V 	8661 6A 277V 	
	8620 μ See page 16 	8670 μ See page 16 	
	8630 		

Double Pole switches with "X" terminals are supplied without terminal barriers



H8600VB
T8600VB



H8600VB
T8600VB



H8630FB
T8630FB



H8650VB
T8650VB



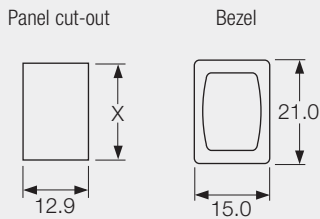
H8660VB
T8660VB



H8653VB
T8653VB

BODY

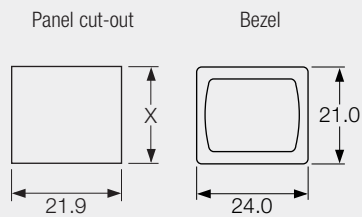
B Single pole



Single Pole dimensions for snap-in fixing

Panel thickness	Dimension X
0.75-1.24	19.1/19.2
1.25-1.99	19.3/19.4
2.00-3.00	19.7/19.8

B (Double Pole) with terminal barrier
BC (Double Pole) w/o terminal barrier



Double Pole dimensions for snap-in fixing

Panel thickness	Dimension X
0.75-1.24	19.1/19.2
1.25-1.99	19.3/19.4
2.00-3.00	19.7/19.8

Cut-outs must be punched in the direction of insertion

OPTIONS

Finish

Matt finish only

Color

Call factory for custom colors
A full range is available for large orders

Legend printing

Select from the examples or call the factory for custom legends

Lamp voltage

Call factory for details of other available voltages

Hole Plug 8630FBBB Black Standard

Dummy unit to fill unused panel holes
Single pole size only
White available contact factory

Protective covers

L167 for SP

L180 for DP

(designed to IP65)

Snap on to bodies with V rocker or F lens but



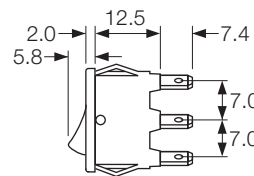
reduce panel thickness by 0.8mm.
Not for use with momentary types

Single Pole options

Most switches shown can have single pole switching in double pole bodies

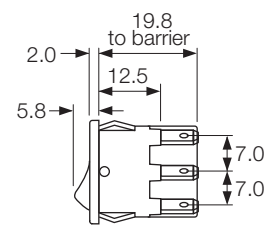
DIMENSIONS (mm)

Single pole



Terminals shown are "H" 4.8 push on type

Double pole




Terminal spacing 10.2 between pole centres


For 8620 and 8670 dimensions see page 16

Examples of our range of legend printing

() is legend color B-Black, W-White, R-Red



577(W)



080(W)



141(W)



142(W)



059(W)



058(W)