

8300 Push Button Switches 16A 250Vac



- ▶ Miniature push button
- ▶ Ratings up to 16A, 250V ac
- ▶ 8A Inductive current rating
- ▶ Illuminated and non-illuminated
- ▶ Single and double pole
- ▶ Latching and momentary
- ▶ 'H' slotted for custom act
- ▶ Industry standard panel cutout

Bezel size:
21 x 15mm



16(4)A 250Vac T85, 1E4 (10,000 Operations)
12(2)A 250Vac T105, 1E4 (10,000 Operations)
8(8)A 250Vac T105, 5E4 (50,000 Operations)
6(6)A 250Vac T125, 5E4 (50,000 Operations)



12A 250Vac DP, 13A 250Vac SP
250Vac 1hp, 125Vac 1/2hp
UL 85°C, file E45221, CSA file LR10990



RoHS compliant

3mm contact gap.
Technical data on pages 4 & 5.

NON-LIT		LIT		
B BLACK	R RED	B BLACK	R RED	A AMBER
R RED	W WHITE	R RED	W WHITE	C CLEAR
W WHITE		W WHITE		G GREEN
				R RED
				2 125V NEON
				3 250V NEON
				7 12V INCANDESCENT

H 8353 J E B R 2 1153W

TERMINAL CODE FUNCTION CODE ACTUATOR CODE BODY CODE BODY COLOR ACTUATOR COLOR LAMP VOLTAGE IF REQUIRED LEGEND & OPTIONS

ORDER FORMAT

TERMINAL	FUNCTION	ACTUATOR
<p>C</p> <p>6.3 x 0.8</p>	<p>Approvals & ratings vary with function Single pole switches use terminals 1 & 2 (& 3)</p>	<p>A Standard actuator</p>
<p>H</p> <p>4.8 x 0.8</p> <p>A</p> <p>As "H" but right angle 4.8 x 0.8</p>	<p>8300 ON - OFF Single pole</p>	<p>H Slotted for custom actuators Slots for snap-in buttons</p>
<p>K</p> <p>2.6 1.5 8.5 2.8 x 0.8</p>	<p>8301 ON - OFF (momentary ON) Single pole</p>	<p>C Square actuator</p>
<p>T</p> <p>2.6 1.5 7.0</p> <p>Solder</p>	<p>8303 ON - OFF with light Single pole</p>	<p>E Radiused actuator</p>
<p>X</p> <p>4.5 7.0</p> <p>PCB 0.8 Sq</p>	<p>8304 ON - OFF (momentary ON) with light Single pole</p>	<p>F Small round actuator</p>
<p>V</p> <p>4.3 3.7 Ctrs</p> <p>Dual pin PCB (Call factory for matrix dims)</p>	<p>8350 ON - OFF Double pole</p>	<p>J Smooth curved actuator</p>
	<p>8351 ON - OFF (momentary ON) Double pole</p>	<p>M</p>
	<p>8353 ON - OFF with light Double pole</p>	<p>D Large round actuator</p>
	<p>8354 ON - OFF (momentary ON) with light Double pole</p>	<p>All actuators except H available lit</p>
	<p>8355 ON - OFF Single pole Isolated light - switched</p>	
	<p>8356 ON - OFF Single pole Isolated light - unswitched</p>	



C8350AB
T8350AB



H8353JE
T8353JE



H8353EB
T8353EB



H8353CB
T8353CB



H8350DB
T8350DB



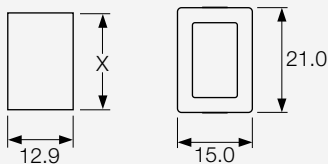
H8350HB
Example of actuator

BODY

Panel cut-out Bezel
Cut-outs must be punched in the direction of insertion

B Standard body

E Softline style body with radiused bezel



Dimensions for snap-in fixing

Panel thickness	Dimension X
0.75-1.24	19.1/19.2
1.25-1.99	19.3/19.4
2.00-3.00	19.7/19.8

X and V PCB terminals.
Additional dummy terminals may be supplied for extra support.

OPTIONS

Finish
Matt finish standard except on J and D actuators which are gloss

Color
Call factory for custom colors
A full range is available for large orders

Legend printing
Select from the examples or call factory for custom legends

Special buttons
Some of the many options are shown
Call the factory for the full range

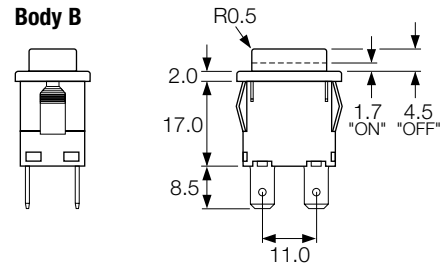
L167 Protective cover
(designed to IP65)



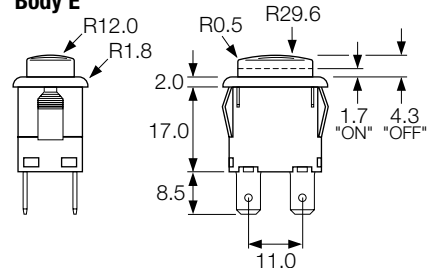
Snaps on to switch bodies fitted with "A" or "J" style actuators but increases effective panel thickness by 0.8mm

DIMENSIONS (mm)

**Actuator A
Body B**



**Actuator J
Body E**



Spacing between centre of terminals 1 & 3 or 2 & 4 is 10.0mm

Examples of legend printing

() is legend colour B-Black, W-White, R-Red



1153(W)



1152(W)