

# Fuseholders 6.3 x 32mm (1/4" x 1/4")



16A 250Vac (max fuse rating\*) T-55 to T+70 (ambient)  
Maximum dissipation wattage: 2.5W



16A UL 94V2 UL file E92075 CSA file LR44770

**RoHS**

RoHS compliant

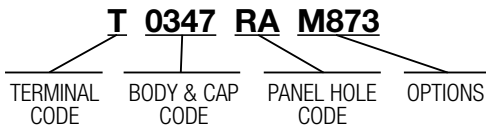
These products comply with safety category PC2.  
\*Users should be aware of the de-rating factors published by specialist manufacturers of fuses.

Fuseholders with in-line termination have combination (4.8/6.3) terminals. It has not been possible to show both views here. Units with right angle terminals have user specified end terminals and combination mid-body terminals.

- ▶ 6.3 x 32mm fuses
- ▶ Tool release
- ▶ PC2 protection category
- ▶ 4.8, 6.3 and solder terminals
- ▶ Low profile bezel
- ▶ Snap to panel and screw fixing



## ▶ ORDER FORMAT



**M873**  
Cover for C & T terminals

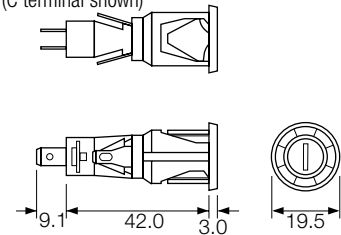


**A0035 00**  
In-line 6.3 x 32 (1/4" x 1/4") fuseholder  
Call factory for rating details

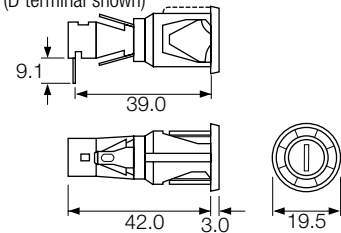
▶ TERMINAL	▶ BODY AND CAP	▶ PANEL HOLE
<p><b>C</b></p> <p>6.3 x 0.8</p>	<p><b>0345</b> (C terminal shown)</p> <p>© ® UL CS</p>	<p><b>RA</b></p> <p>Panel thickness 0.8 - 2.0mm for snap-in 0.8 - 4.5mm for nut fixing</p>
<p><b>D</b></p> <p>6.3 x 0.8 Right angle</p>	<p><b>0345</b> (D terminal shown)</p> <p>© ® UL CS</p>	<p><b>RD</b></p> <p>Panel thickness 0.8 - 2.0mm for snap-in 0.8 - 4.5mm for nut fixing</p>
<p><b>T</b></p> <p>4.8 x 0.8 Solder</p>	<p><b>0347</b> (T terminal shown)</p> <p>© ® UL CS</p>	
<p><b>U</b></p> <p>4.8 x 0.8 Right angle solder</p>	<p><b>0347</b> (U terminal shown)</p> <p>© ® UL CS</p>	

## DIMENSIONS (mm)

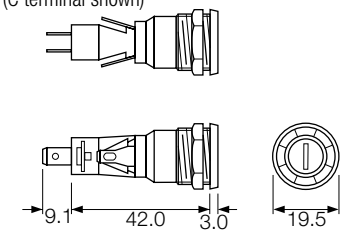
**0345** (C terminal shown)



**0345** (D terminal shown)



**0347** (C terminal shown)



**0347** (D terminal shown)

